



# Wellsboro & Corning Railroad

Proudly Serving the Northern Tier of Pennsylvania

Tom Myles Chief Financial Officer 610-458-0600 x104

Seth Gentile Associate 610-458-0600 x111



# Wellsboro & Corning Railroad

- Wellsboro & Corning Railroad consists of 35.5 miles of track from Wellsboro, PA to Corning, NY.
- 24.2 miles of the track are located in Pennsylvania.
- Growth Resources of Wellsboro, a Not-For-Profit Industrial Development Corporation, bought what remained of the line in 1993 from Conrail to insure continued rail service to local industry.
- Wellsboro & Corning Railroad was acquired by Myles Group of Exton, PA on January 1<sup>st</sup>, 2008.
- Myles Group has made an aggressive investment in marketing, strategic planning, and capital improvements since the acquisition resulting in additional customers, increased annual car loads, and continued demand for track capacity and infrastructure improvements.



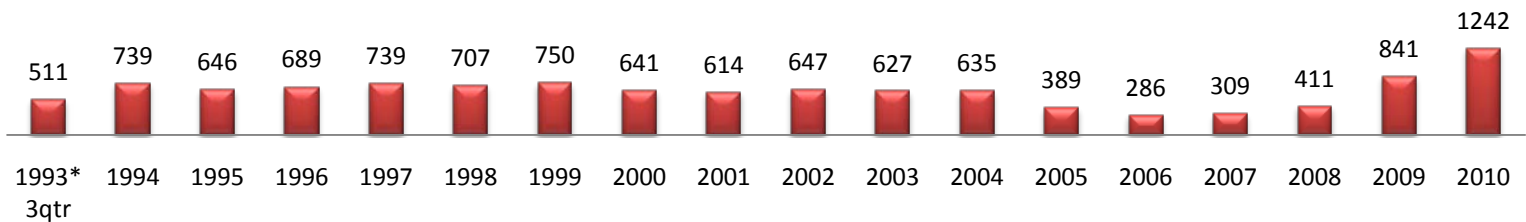
# Wellsboro & Corning Railroad

## Annual Car Loads

As of August 10, 2010

| YEAR       | JAN | FEB | MAR | APR | MAY | JUN | JUL | AUG | SEP | OCT | NOV | DEC | TOTALS |
|------------|-----|-----|-----|-----|-----|-----|-----|-----|-----|-----|-----|-----|--------|
| 1993* 3qtr |     |     |     |     |     |     |     |     |     |     |     |     | 511    |
| 1994       |     |     |     |     |     |     |     |     |     |     |     |     | 739    |
| 1995       |     |     |     |     |     |     |     |     |     |     |     |     | 646    |
| 1996       |     |     |     |     |     |     |     |     |     |     |     |     | 689    |
| 1997       |     |     |     |     |     |     |     |     |     |     |     |     | 739    |
| 1998       | 26  | 56  | 77  | 76  | 90  | 84  | 68  | 55  | 41  | 47  | 46  | 41  | 707    |
| 1999       | 40  | 55  | 85  | 93  | 96  | 51  | 38  | 58  | 69  | 46  | 54  | 65  | 750    |
| 2000       | 43  | 52  | 83  | 98  | 83  | 53  | 28  | 48  | 43  | 49  | 38  | 23  | 641    |
| 2001       | 49  | 57  | 75  | 80  | 67  | 47  | 46  | 46  | 32  | 53  | 37  | 25  | 614    |
| 2002       | 45  | 56  | 56  | 69  | 74  | 52  | 62  | 61  | 55  | 40  | 37  | 40  | 647    |
| 2003       | 38  | 56  | 75  | 68  | 100 | 49  | 35  | 57  | 47  | 42  | 23  | 37  | 627    |
| 2004       | 42  | 40  | 55  | 57  | 73  | 87  | 40  | 63  | 52  | 49  | 31  | 46  | 635    |
| 2005       | 38  | 50  | 64  | 48  | 24  | 13  | 22  | 16  | 21  | 26  | 49  | 18  | 389    |
| 2006       | 31  | 16  | 18  | 20  | 34  | 28  | 21  | 26  | 22  | 20  | 30  | 20  | 286    |
| 2007       | 26  | 32  | 39  | 29  | 30  | 13  | 19  | 29  | 22  | 20  | 30  | 20  | 309    |
| 2008       | 39  | 25  | 30  | 30  | 30  | 36  | 38  | 29  | 50  | 39  | 21  | 44  | 411    |
| 2009       | 31  | 17  | 15  | 67  | 38  | 44  | 63  | 47  | 105 | 160 | 70  | 184 | 841    |
| 2010       | 60  | 113 | 165 | 149 | 156 | 219 | 279 | 131 |     |     |     |     | 1272   |

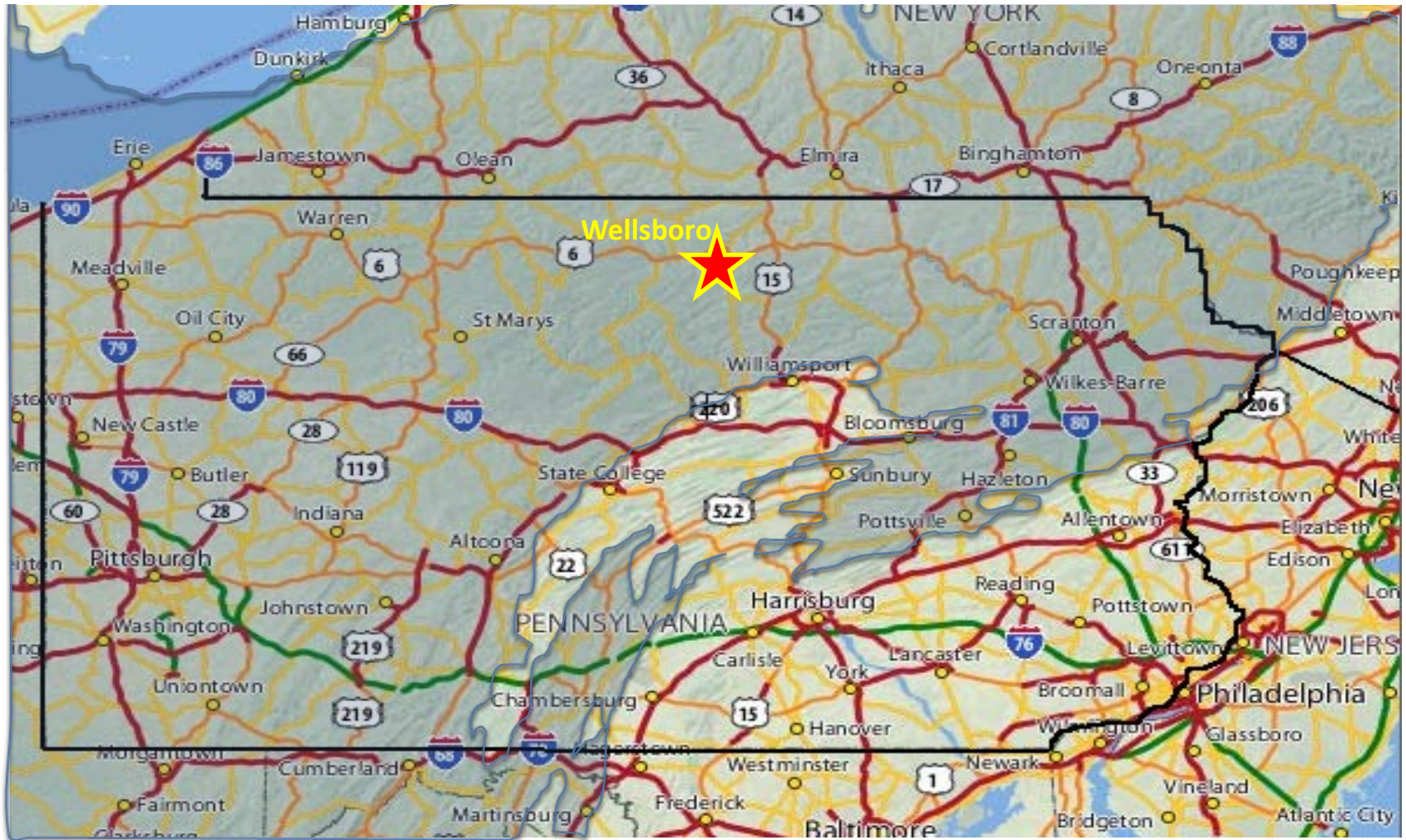
### UNITS





# Wellsboro & Corning Railroad

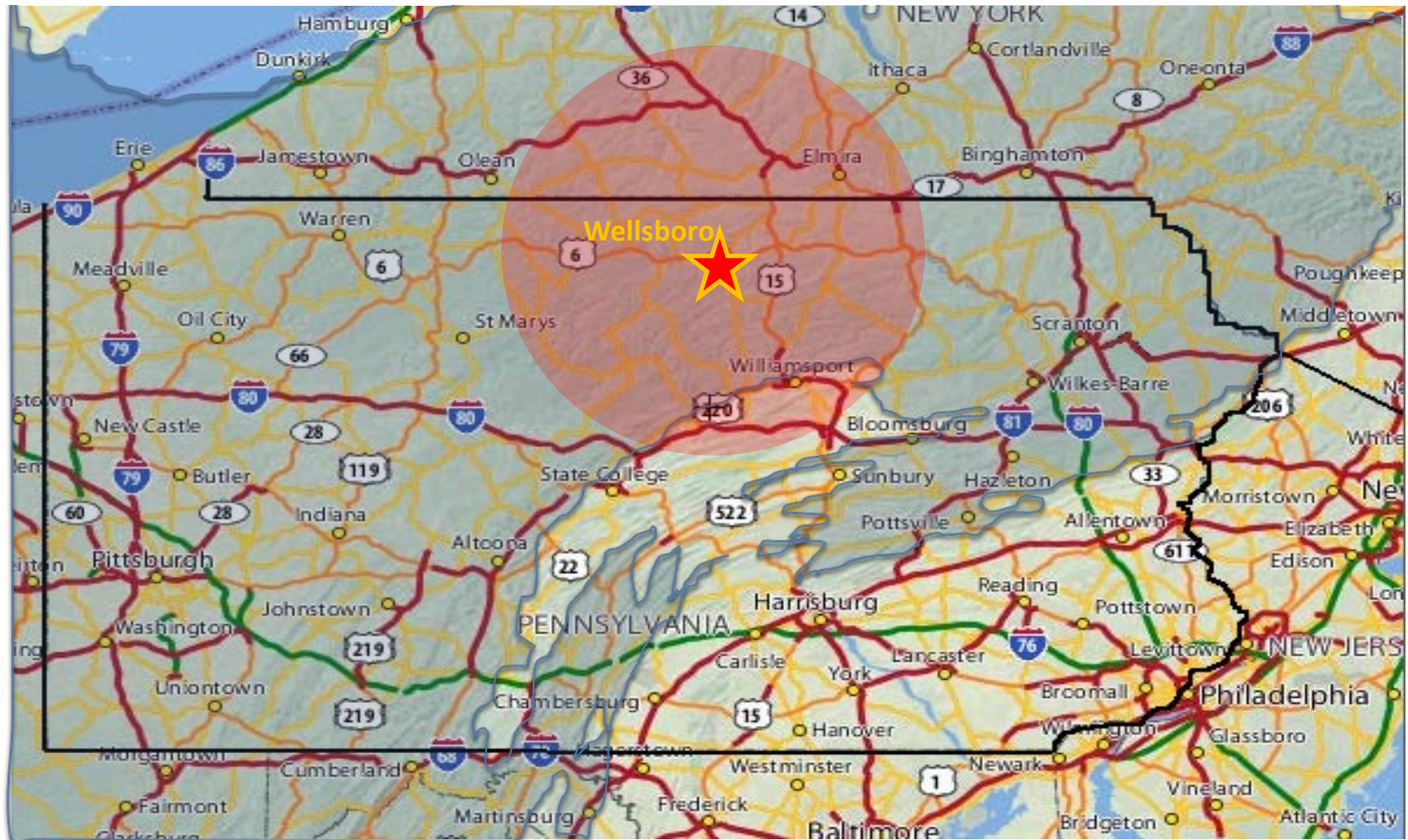
## Marcellus Shale





# Wellsboro & Corning Railroad

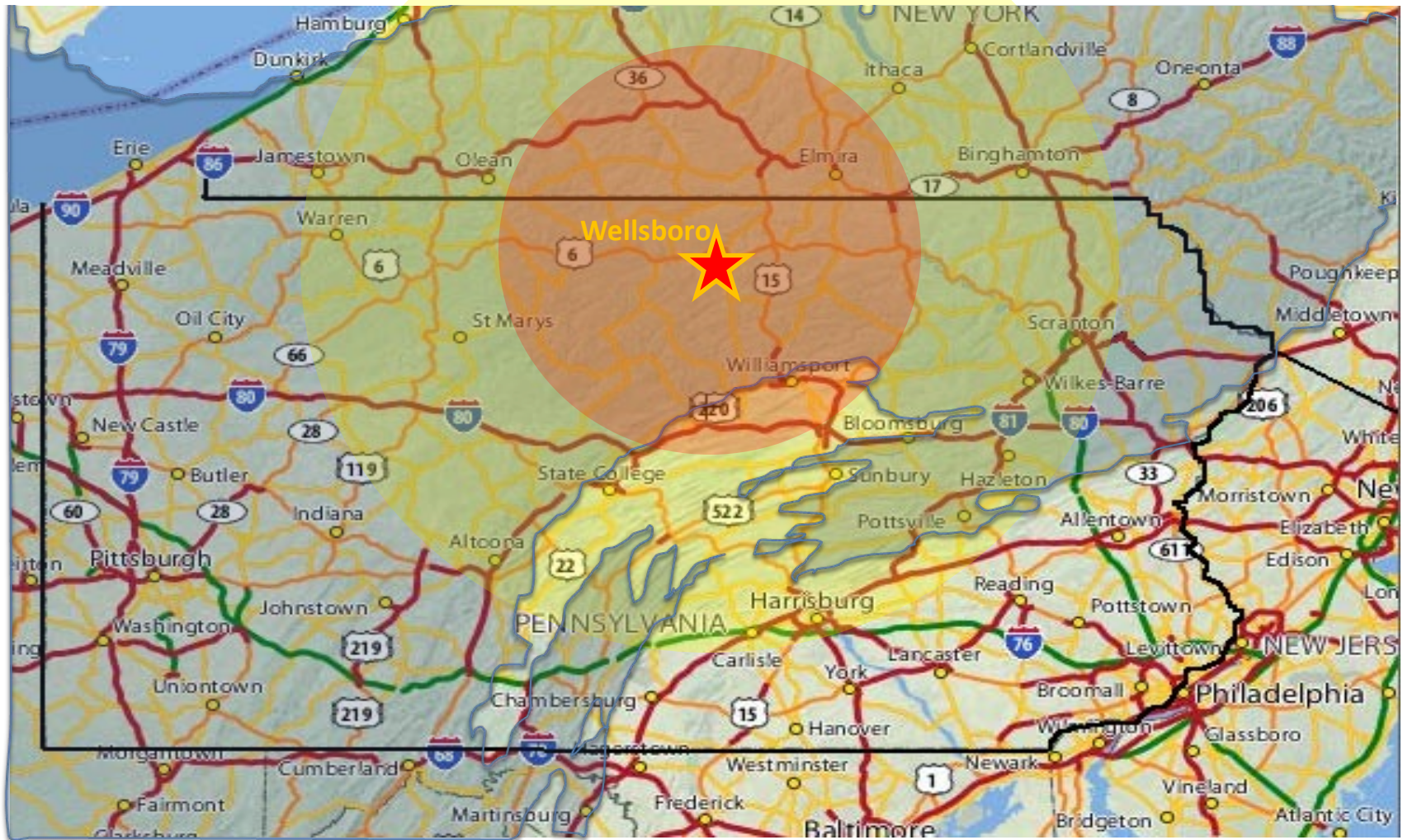
50 Mile Radius and impact on the Northern Tier





# Wellsboro & Corning Railroad

100 Mile Radius and impact on the Northern Tier





# Wellsboro & Corning Railroad

## Investment

On average, railroads reinvest 16.4% of their total revenue into infrastructure and capital improvements. Wellsboro & Corning Railroad annually reinvests in excess of 50% of total gross revenue in infrastructure and capital improvement.

Support from the Rail Freight Assistance Program and the Rail Transportation Assistance Program have been critical in the development and growth of the railroad. Continued support from these programs are essential to sustain growth necessary to support the increasing traffic.



# Wellsboro & Corning Railroad

## Impact

In 2008 Wellsboro & Corning Railroad traffic removed 2055 truck from the road and had 1 full time employee.

### **TRUCKS**

- 4,205 trucks removed from State and local roads in 2009
- 6,360 trucks removed from State and local roads year to date 2010
- 10,100 estimated trucks removed from State and local roads by year end 2010

### **JOBS**

- 21 full time family supporting jobs created in 2009
- 12 full time family supporting jobs created year to date 2010
- Estimate 30 full time family supporting jobs created by year end 2010



# Wellsboro & Corning Railroad

A Typical Freight Train on Wellsboro & Corning in 2008





# Wellsboro & Corning Railroad

A Typical Freight Train on Wellsboro & Corning in 2010

